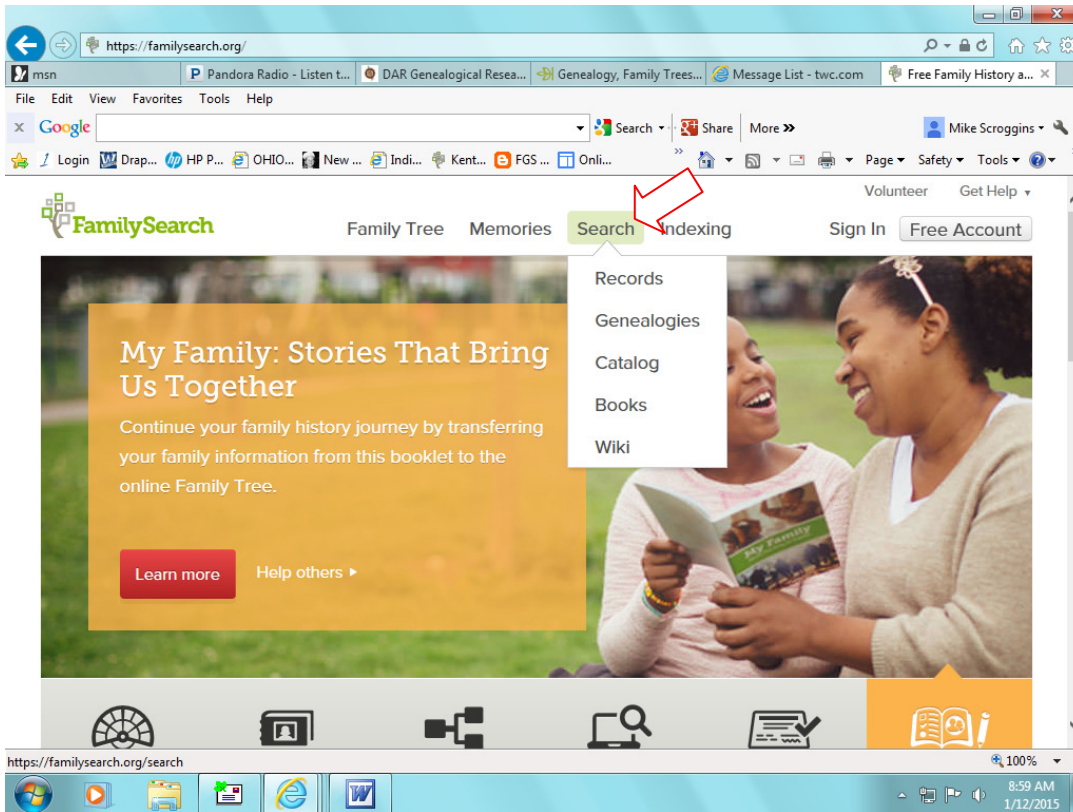


The goal of this presentation is to “demystify” using familysearch.org as a genealogy research resource by demonstrating how to use this site.

The following should guide you through the process of where to “click” once you are at your own computer.

You are encouraged to register as a user, if you haven’t already done so, by clicking the “Free Account” button, and setting up a user name and password. However, the entire site is free to use and print from. That said, occasionally you will be asked to “sign in to view image.” I have learned that this is because the LDS Church, who operates this site, has contractual agreements with some of the sources of certain records that require them to “track” who is accessing those images. To me, it appears random, in that, there are no set types of records for which signing in is required.

From the **familysearch.org** home page, click on “Search.”

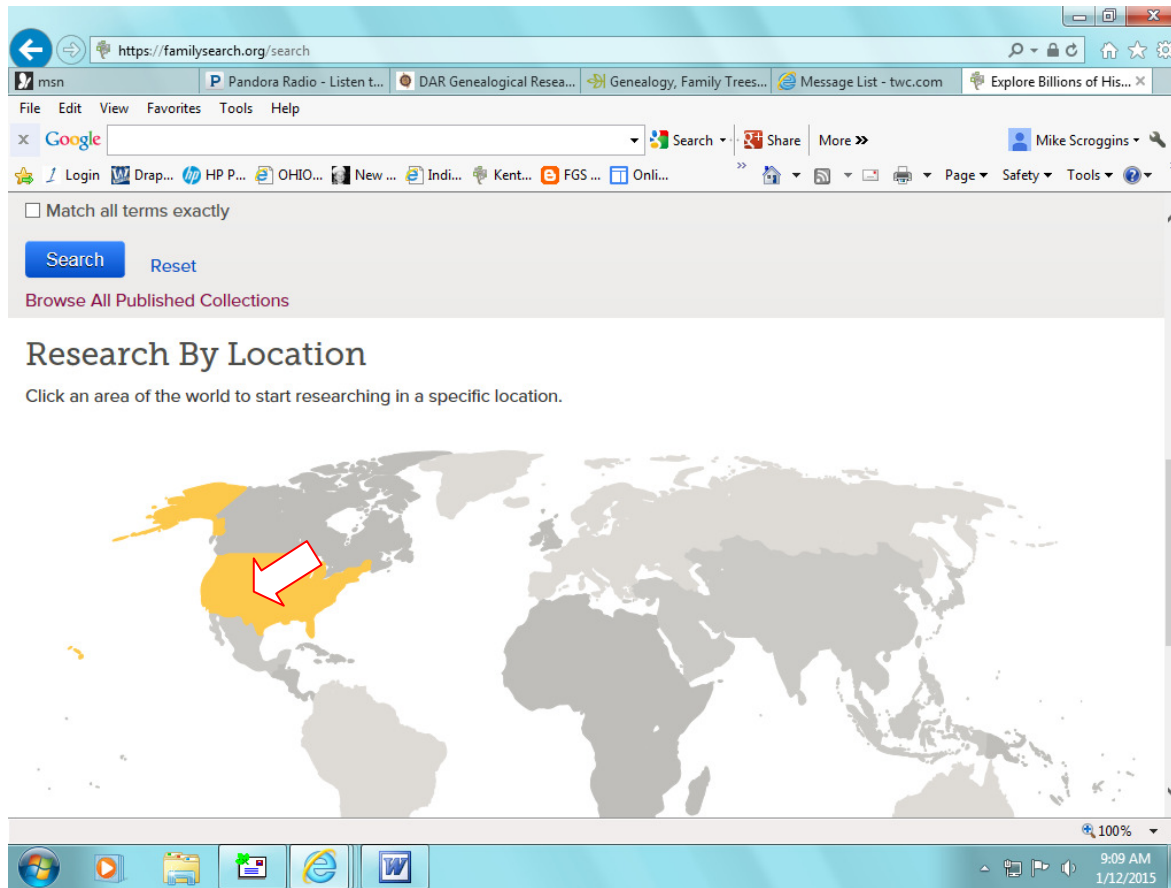


You will then see the screen below, which defaults to “Records.”

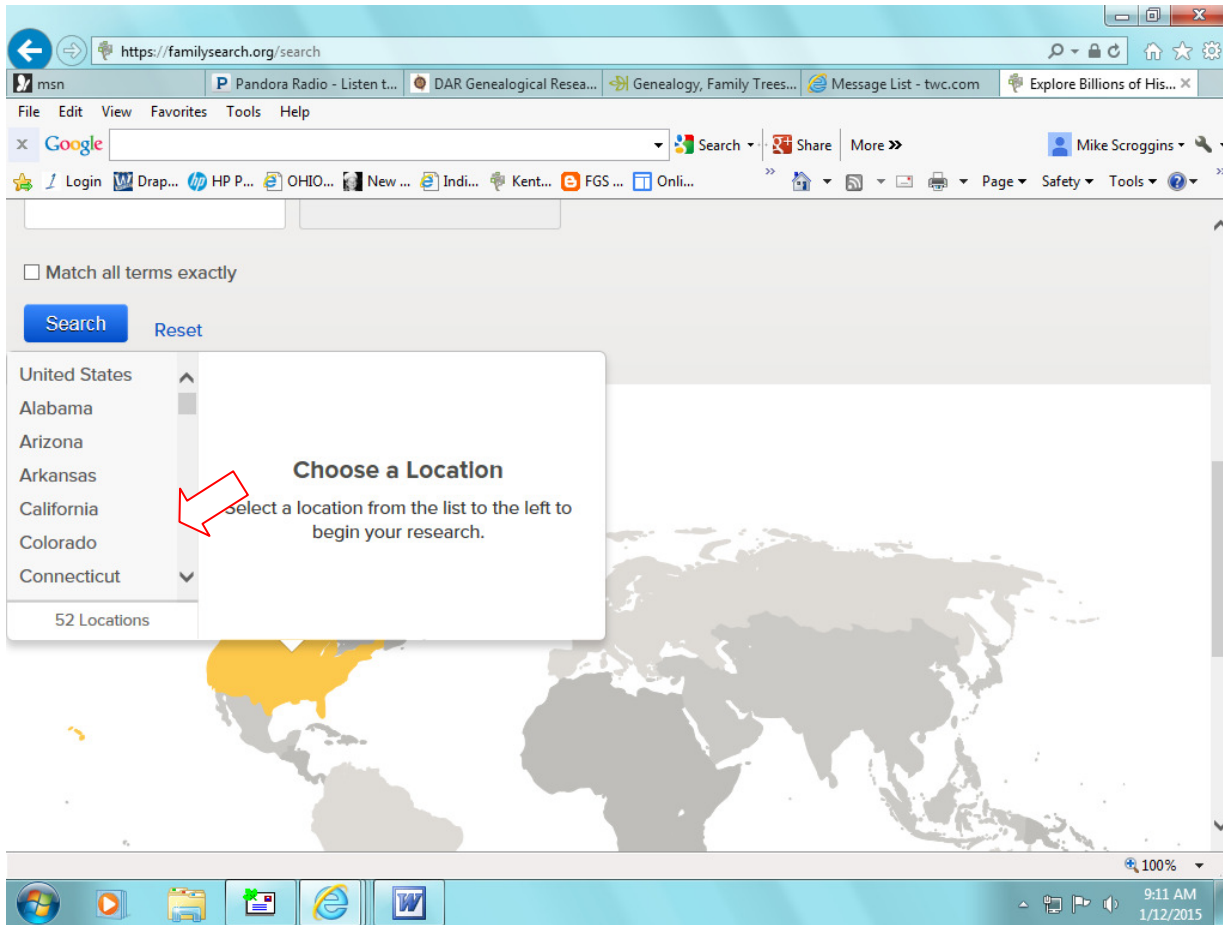


You can then enter names, dates, and places for broad searches. The first is birthplace and date range. You can add fields by clicking on Marriage, Residence, Death, or Any. These broad searches will only pull from records that have been indexed (that have field-searchable capabilities).

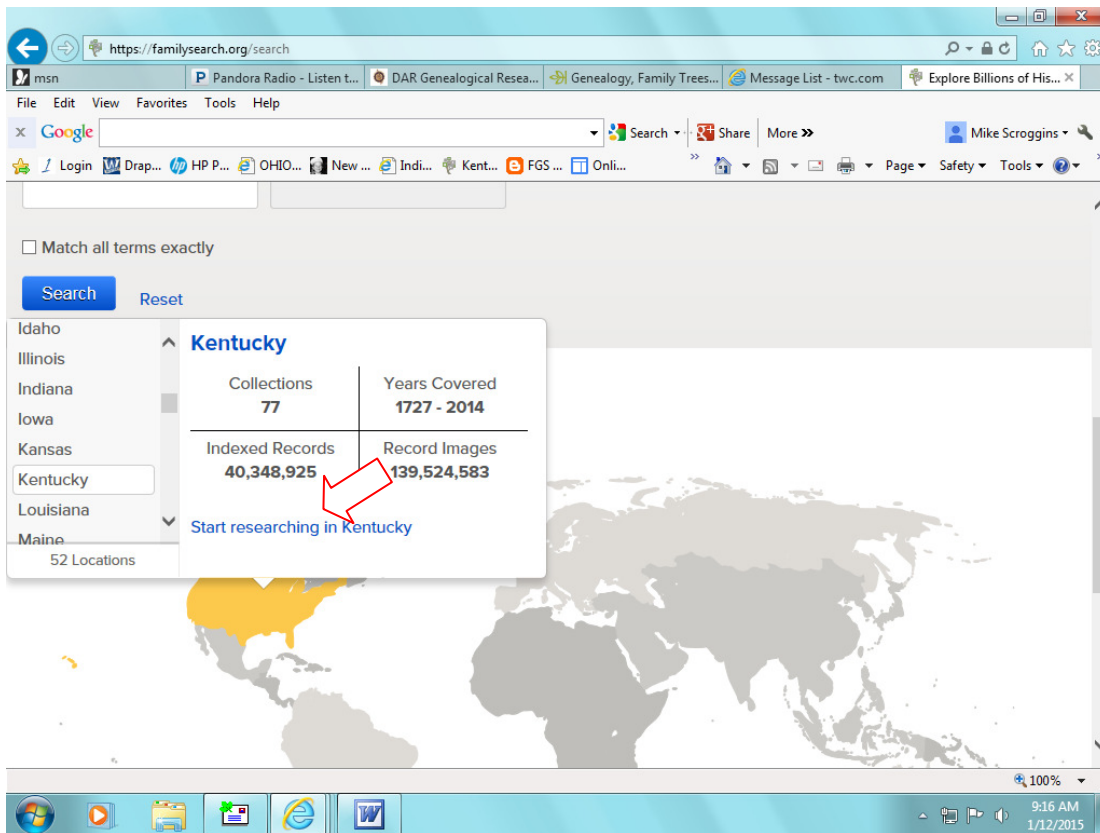
To search by a specific location, such as a state, and to see what records are available on the site, both indexed and “image-only” records, click on the map of United States.



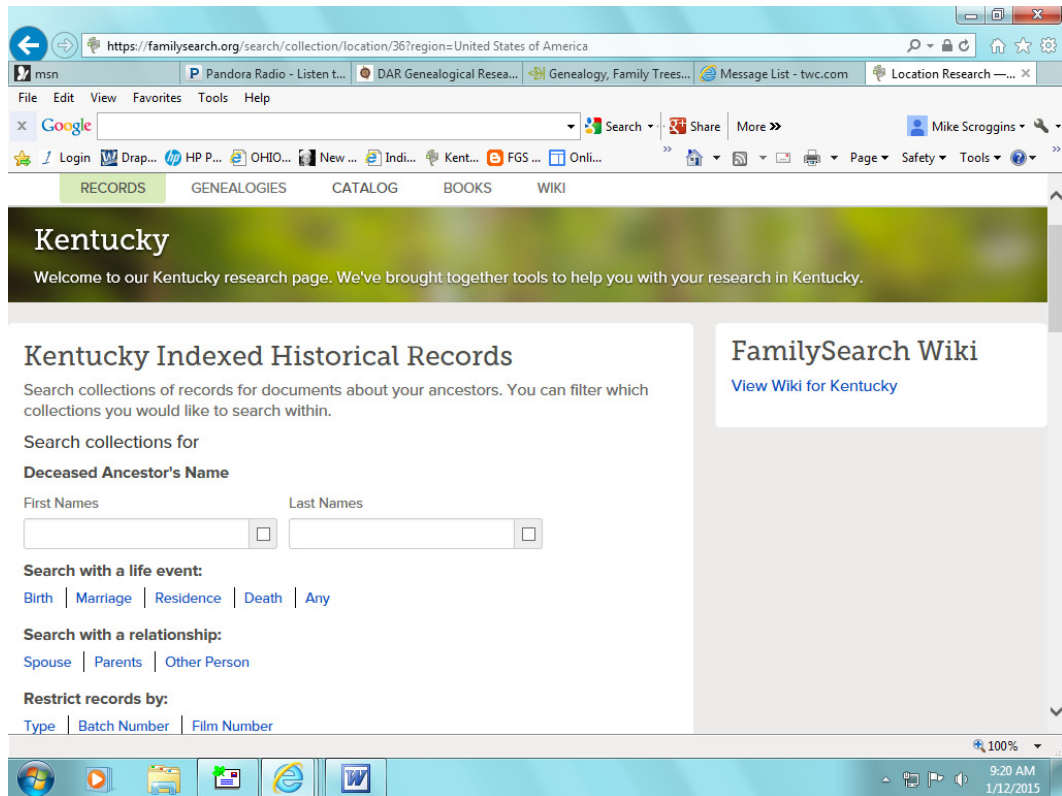
Scroll up or down to choose a state.



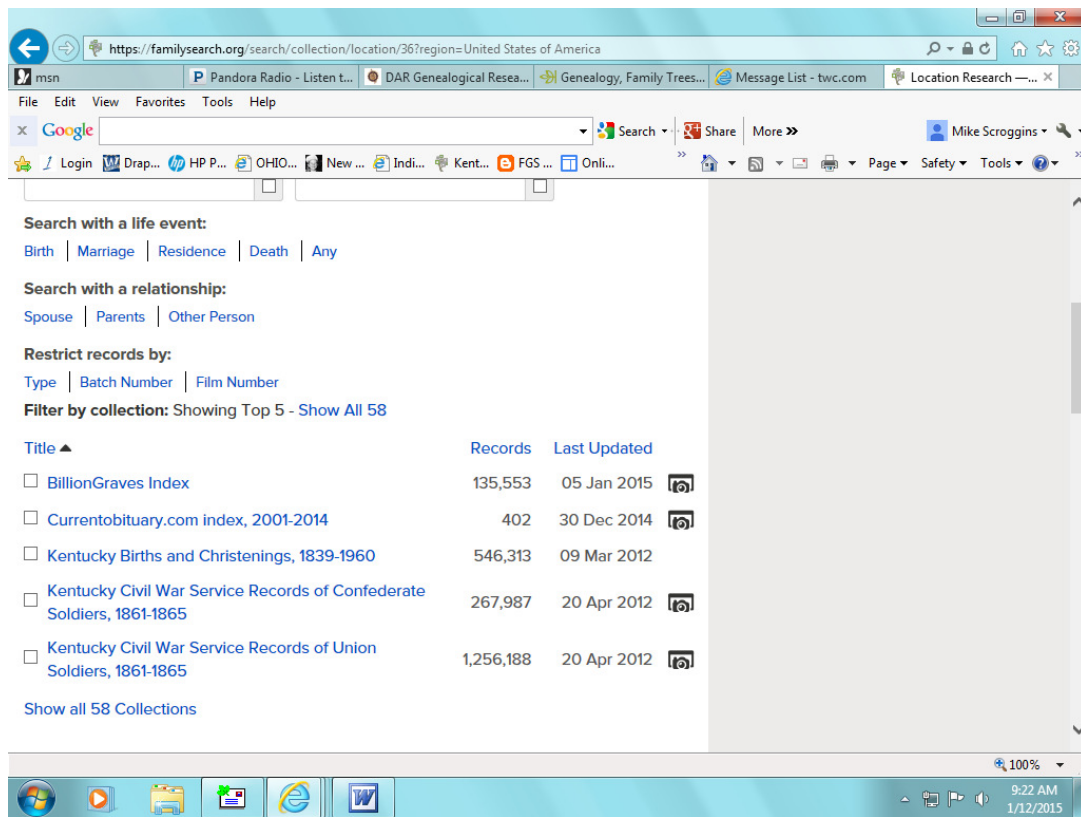
Click on the state you're interested in finding records from, and then click "start researching in ___."



You will then see a screen such as this. From here, you can do a broad search for indexed records specific to that state.



Or, scroll down to search a specific record collection within that state.



When you click on “Show all 58 Collections,” you will see other records that are field-searchable. Note: in lists of records that appear, the ones with camera icons on the right contain actual document images. The ones without a camera icon are transcriptions of records; however, you can see the source of that record and, if needed, you can usually order it from the source (such as a county courthouse). Oftentimes it’s helpful to print both the transcribed version of a record that *does* have a corresponding image to print, because some images might not contain a sufficient “heading” that identifies such data as the location or year (this is often the case with “registers” of varying types).

https://familysearch.org/search/collection/location/36?region=United States of America

File Edit View Favorites Tools Help

Google Search Share More Mike Scroggins

Can't find records for your ancestors when you search? Try our collections that haven't been indexed yet. Select a collection to start browsing the images.

*= Recently added or updated

Census & Lists	Images	Last Updated
United States Enumeration District Maps for the Twelfth through the Sixteenth US Censuses, 1900-1940	63,619	20 Jun 2014
Military	Images	Last Updated
Kentucky Confederate Pension Applications, 1912-1950	29,959	09 Dec 2011
United States Confederate Navy and Marine Service Records, 1861-1865	21,529	18 Jun 2014
United States Mexican War Index and Service Records, 1846-1848	211,909	22 Jan 2013
United States Records of Confederate Prisoners of War, 1861-1865	51,108	28 Feb 2013
United States Revolutionary War Pension Payment Ledgers, 1818-1872	8,955	07 Feb 2013
United States Revolutionary War Rolls, 1775-1783	93,048	25 Feb 2013

100% 9:23 AM 1/12/2015

You will need to scroll down below “Show all 58 Collections” (don’t click on that yet). You will see the “image-only” records available for that state. This is the section where you will usually find wills/probates/deeds, etc., typically toward the end of the list. Note: if you are searching for Kentucky wills/probates, you will see fields you can search by. This “field search” is only for a few counties, which are listed in the description. Instead, scroll below the fields provided and select “Browse through _____ images.” Then, you will search by county.

One other helpful menu item to search is “Books.” Go back up to the menu, click Books, and you will see a search field in which you can enter a person’s name, the name of a book, a location, or virtually anything you are searching for. It will do a “fuzzy” search, so the name you type in, for instance, doesn’t have to be spelled exactly.

https://books.familysearch.org/primo_library/libweb/action/search.do?dscnt=1&afterTimeOut=381A5AD08807B12CB5F9789A8FFF68BD&dstmp=

File Edit View Favorites Tools Help

Google Search Share More Mike Scroggins

FamilySearch Family Trees Stories Search Indexing Volunteer Get Help Sign In

RECORDS GENEALOGIES CATALOG BOOKS WIKI

Family History Books

Search Advanced Search

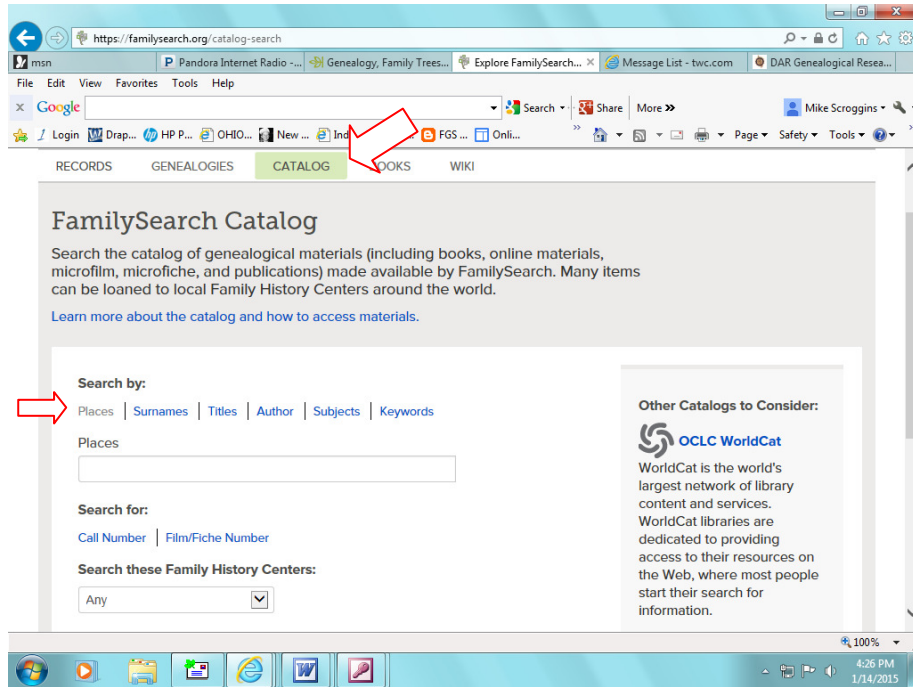
Family History Books is a collection of more than 150,000 digitized genealogy and family history publications from the archives of some of the most important family history libraries in the world. The collection includes family histories, county and local histories, genealogy magazines and how-to books, gazetteers, and medieval histories and pedigrees. The valuable resources included in Family History Books come from the following partner institutions:

- Allen County Public Library
- Brigham Young University Harold B. Lee Library
- Brigham Young University Idaho David O. McKay Library
- Brigham Young University Hawaii Joseph F. Smith Library
- Church History Library
- Family History Library
- Houston Public Library - Clayton Library Center for Genealogical Research
- Mid-Continent Public Library - Midwest Genealogy Center

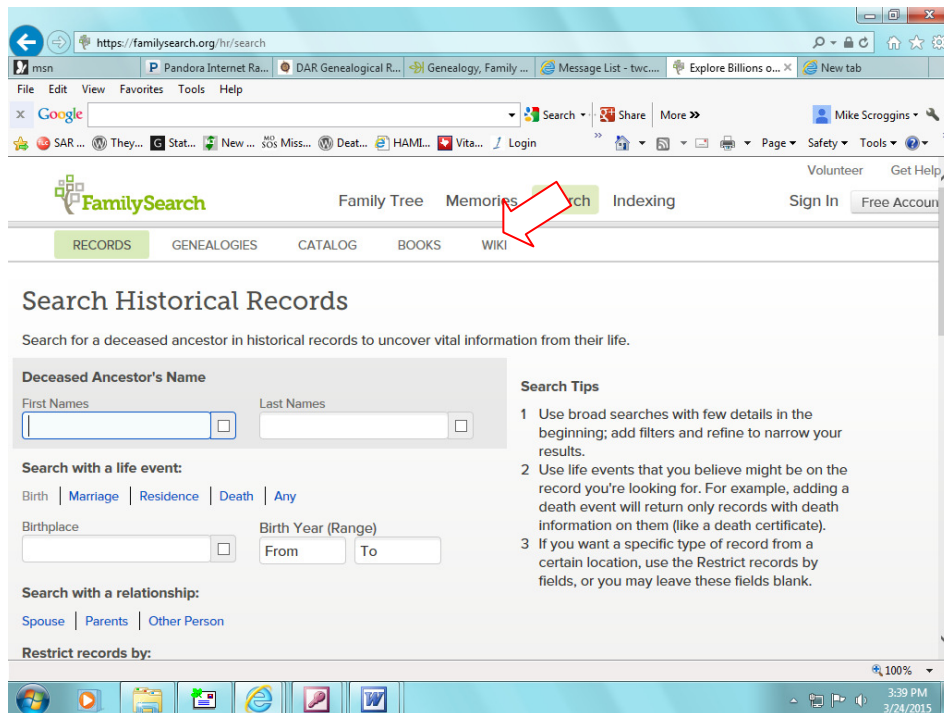
https://books.familysearch.org/ 100% 4:09 PM 1/14/2015

For *some* books, you will see a message telling you that you don't have "sufficient rights" to view the object. Those books can only be viewed at LDS Family History Centers. Remember, some e-books can also be found on Heritage Quest and Google Books, as well as a few other websites.

To search for a variety of LDS holdings, click "Catalog" in the menu. Most are held in Salt Lake City, but can usually be ordered and sent to your local LDS Library. I have had my local Family History Center order both microfiche and microfilm.



On the right end of the menu, you will see "Wiki." Familysearch.org states, "Get genealogical research advice, or learn where to find record collections." This will provide a variety of information, but usually you will not find searchable records there. You can search "subjects," much as you would on Wikipedia, such as county names, churches, town records, etc. Often, you can find additional *sources* for research on Wiki that you can pursue elsewhere.



You will also see a menu item “Genealogies.” These are searchable, user-entered genealogies or family trees. You can post your family tree on it and even link documents to it. Remember, like family trees posted on Ancestry and other websites, these user-entered family trees are not acceptable for proof of lineage for lineage societies. However, if someone has actual documentation posted that you can print, that would likely be acceptable documentation.

The screenshot shows the FamilySearch website interface. At the top, there is a navigation bar with the FamilySearch logo and several menu items: Family Tree, Memories, Search, and Indexing. Below this is a secondary navigation bar with RECORDS, GENEALOGIES, CATALOG, BOOKS, and WIKI. A red arrow points to the GENEALOGIES menu item. The main content area is titled "Search Historical Records" and includes a sub-header "Search for a deceased ancestor in historical records to uncover vital information from their life." Below this are search filters for "Deceased Ancestor's Name" (First Names and Last Names), "Search with a life event" (Birth, Marriage, Residence, Death, Any), "Search with a relationship" (Spouse, Parents, Other Person), and "Restrict records by:". To the right of the filters is a "Search Tips" section with three numbered points. The browser's address bar shows the URL "https://familysearch.org/ht/search". The Windows taskbar at the bottom shows the system clock as 3:39 PM on 3/24/2015.